

The Visualisation of the Public Transport System of Sydney

Sian Elliott and Dr Samsung Lim

Australia



FIG 2010 International Conference
Sydney, Australia



Background Information

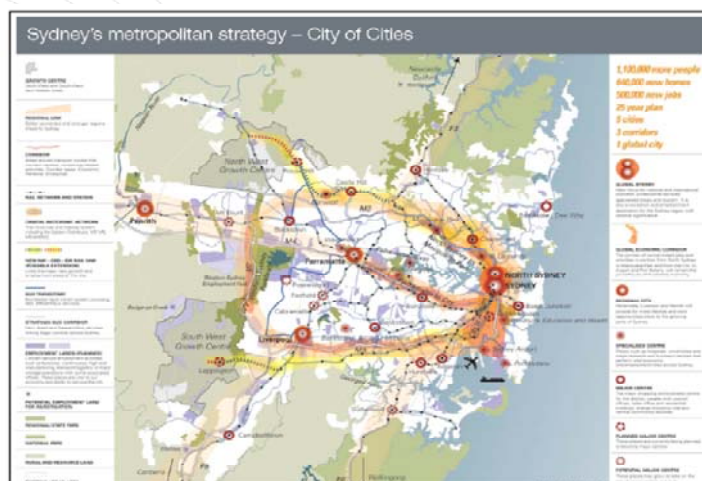


FIG 2010 International Conference
Sydney, Australia



Data

- Data received from Ministry of Transport
- Data consists of a typical Tuesday covering a 24 hour period
- Data includes:
 - Stop Number and Route Name
 - Stop Time
 - Stop Location
 - Transit Provider
- Data consists of 1.3 million points

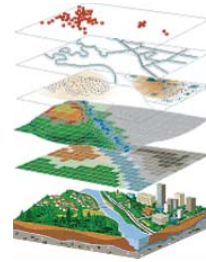


FIG 2010 International Conference
Sydney, Australia



Results




FIG 2010 International Conference
Sydney, Australia



Concluding Remarks

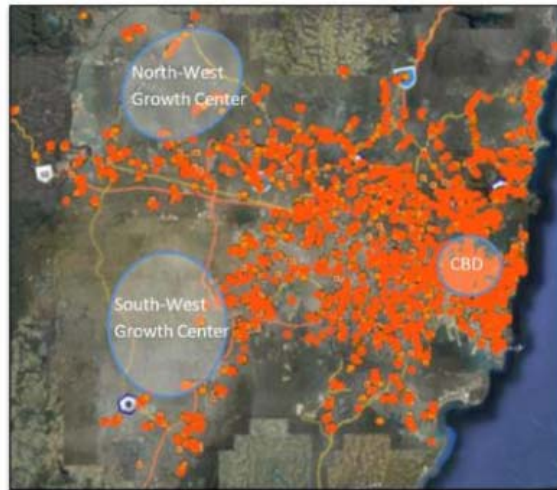


FIG 2010 International Conference
Sydney, Australia



THE UNIVERSITY OF
NEW SOUTH WALES
SYDNEY • 2052 • AUSTRALIA